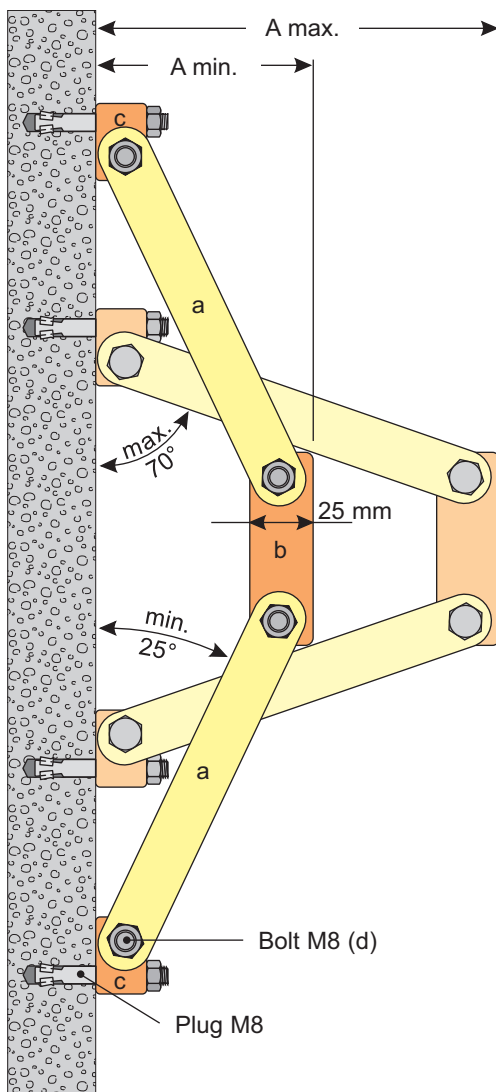




- **Constructed for the vertical suspension of rectangular, circular and oval ductwork.**
- **Very flexible installation element.**
- **Various duct dimensions and stand-off dimensions from the wall can be easily overcome.**
- **High load-bearing capacity.**
- **Direct fixing or threaded rod suspension is possible.**



APPLICATION RANGE

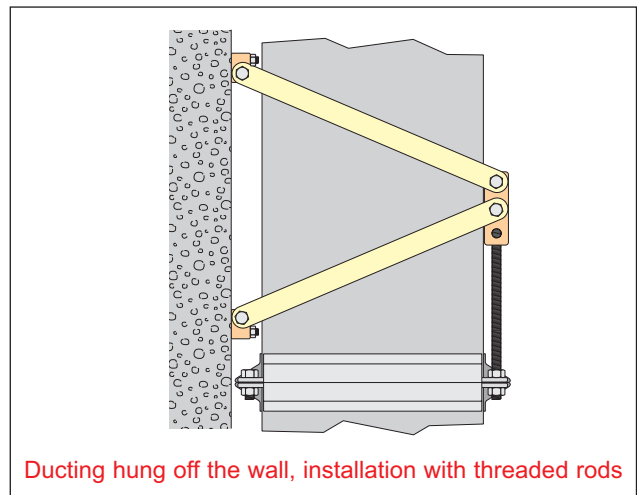
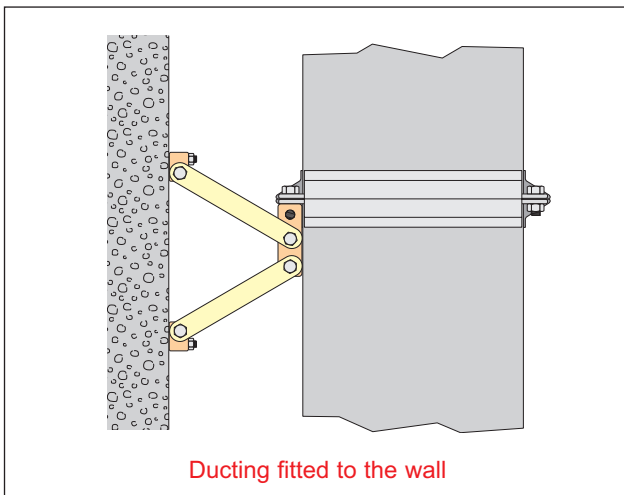
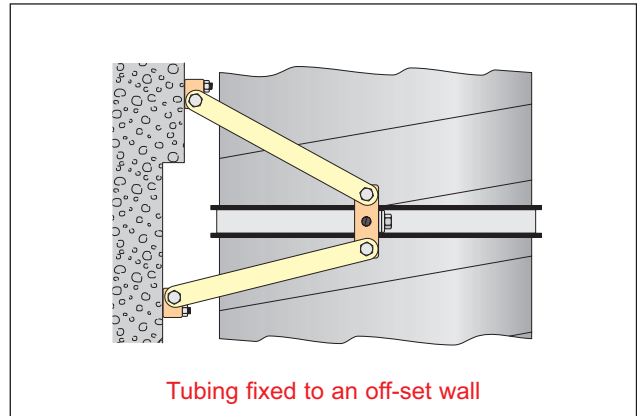
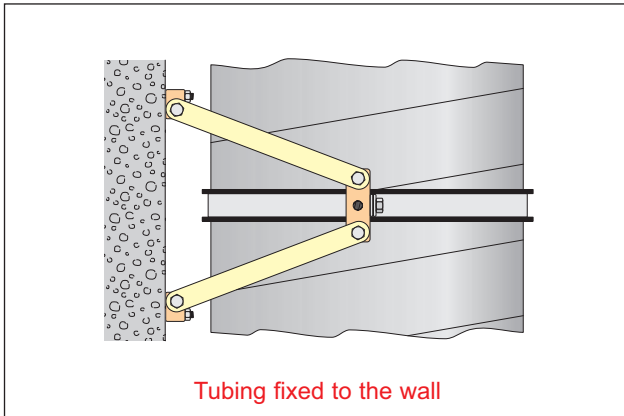
Type	A max.	A min.
KH 12	138 mm	76 mm
KH 18	195 mm	102 mm
KH 24	251 mm	127 mm
KH 32	326 mm	161 mm
KH 40	402 mm	195 mm
KH 48	477 mm	229 mm

A set of KH Cantilever Bracket consists of:

- 2 Brackets (a)
- 1 Middle Part (b)
- 2 Wall Parts (c)
- 4 Bolts M8 x 30 with nut (d)

INSTALLATION EXAMPLES

Cantilever Brackets can also be installed on floors or ceilings.



DESIGNATION AND LOAD-BEARING CAPACITY

Art.Nr.	Description	Loading capacity with 25° max.*	Loading capacity with 75° max.*
F03V-1001	KH 12	1700 N	700 N
F03V-1002	KH 18	1700 N	600 N
F03V-1003	KH 24	1700 N	500 N
F03V-1004	KH 32	1700 N	500 N
F03V-1005	KH 40	1700 N	400 N
F03V-1006	KH 48	1700 N	300 N



* The indicated maximum load-bearing capacity is in accordance with the European Norm EN 12236 (draft) and can therefore be used integrally. The breaking load is three times higher.