




HOTCHKISS AIR SUPPLY

Heating, Ventilating & Air Movement Equipment



R e c t a n g u l a r A c c e s s D o o r s

Description

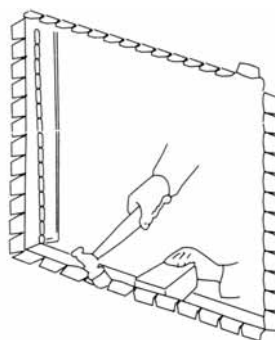
The HAS range of rectangular tab-frame access doors are designed to provide access to all in-duct equipment for inspection, maintenance and duct cleaning. All doors are of double-skin construction using 0.8mm galvanised steel enclosing 25mm 60kg/m² fibreglass insulation. A flame retardant gasket fixed to the door reduces the risk of air leakage. A positive seal is achieved by the use of camlock fasteners.

Special Features

- Radius tabs reduce the likelihood of hand injury
- BSRIA approved pressure test
- Any size available to customer requirements up to 1000mm
- Also available in stainless steel

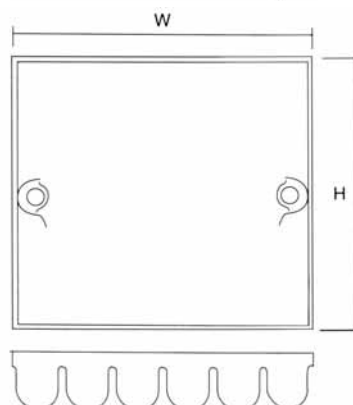
Installation

1. Cut opening in duct to dimensions shown.
2. Offer access panel subframe into opening and knock over edges while supporting subframe firmly onto duct.



Dimensions

Door & Frame Overall Size		Required Duct Opening Size (mm)
W (mm)	H (mm)	
150	150	110 x 110
300	150	260 x 110
200	200	160 x 160
300	300	260 x 260
450	300	410 x 260
400	400	360 x 360
450	450	410 x 410



All sizes are approximate

Head Office:
Heath Mill Road, Wombourne,
Wolverhampton,
West Midlands, WV5 8AP
Tel: (01902) 895161
Fax: (01902) 892045

www.hotchkissairsupply.co.uk email: sales@hotchkissairsupply.co.uk